

OUTDOOR SCOREBOARD

8420

Football
Baseball

Track (8420T or 8420H)

Soccer*

**Although this board may technically be used for soccer, an 8720 Soccer Scoreboard is better equipped for multiple sports.*



OVERALL DIMENSION

8' high x 20' wide x 4.7" deep (including built-in mounting channel).

INFORMATION DISPLAYED

Home and Guest Score, Game Time, Time Outs Left, Down, To Go, Ball On, Quarter
Information may vary depending on variations.

DIGITS

24", 21", 14" Bright Red, 7-Segment LEDs.

INDICATORS

4" Bright Red LEDs, Bull's eye configuration.

CAPTIONS

White vinyl letters.

HORN

Horn not included. External 100 dB Vibrating Horn or 120dB Trumpet Horn are available.

CONSTRUCTION

Extruded aluminum frame, .093" thick, mill finish. Faces made from 22ga galvanneal steel with shatter proof polycarbonate windows. Backs made from 22ga galvanized steel.

STANDARD COLORS (Custom Colors Available)



Black, Navy, Blue, Light Blue, and Red have a Kynar® finish, other standard and custom colors are powder coated or painted enamel.

ELECTRONICS

100% solid state, microprocessor controlled system.

SERVICING

Front access for ease of servicing. Plug in modules for ease of replacement.

MICROPROCESSOR CONTROL CONSOLE



Sold separately. Extruded Aluminum, high impact low profile microprocessor control console, latest state of the art, user friendly. Size: 13.25" wide x 5" high x 9" deep. Weight: 6 lbs. Microprocessor to be supplied with 25 feet of cable (hardwire). Microprocessor control console with membrane keyboard provides for direct entry of all information. Radio Control is available.

JUNCTION BOX

One outdoor rated junction box, 5" x 3" with cover and ethernet cable. (Hardwire)

DATA CABLE

Twisted pair, direct burial, RJ45 Connectors (Hardwire).

POWER REQUIREMENTS

115/230 VAC. 50/60 Hz. Minimum one 20A circuit is recommended.

INSTALLATION

All standard variations typically installed on two posts. Mounting kits are supplied with scoreboard. *NOTE: Number of posts must be determined locally by licenced engineer.*

WEIGHT

Net 642 lbs / Shipping 915 lbs.

WARRANTY

Five year guarantee against defects in materials and workmanship. Factory repair service for parts in warranty. Union label. UL Certified.

STANDARD VARIATIONS - Add suffix to model number in order that they appear below (see examples on next page)

Model + T

5-Digit Timer (Tenths). Time Outs Left are removed.

Model + H

6-Digit Timer (Hundreths). Time Outs Left are removed.

Model + EC

9" LED Team Names (8x40 Matrix). Programmable from console.

Model + TN

9" LED Captions (8x40 Matrix Each). Programmable from console.

Model + RV2

Radio upgrade. 2.4 GHz spread spectrum, 1500' expected range.

SPORT CONVERSION KITS - Optional changeable placards to display correct captions for different sports (lower section)

Baseball Conversion

Ball, Strike, Inning, Out - Inning is displayed in 3rd position to allow for extra innings

Track Conversion (T Models)

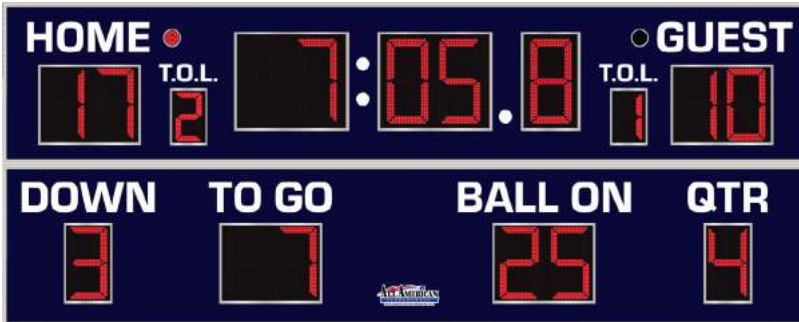
Lane, Place, Event, Heat

Soccer Conversion

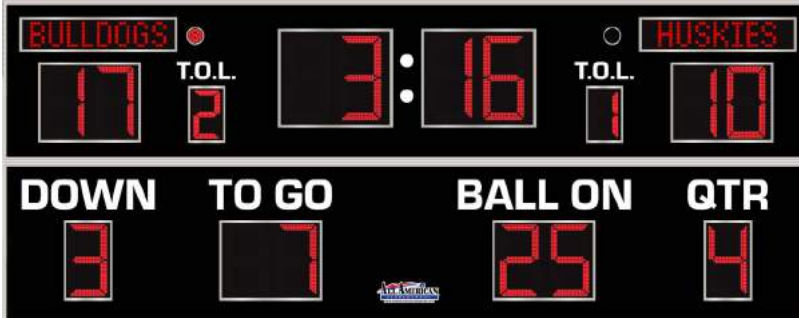
C. Kicks (up to 9), SOG, SOG, C Kicks (up to 9) - Recommend the 8720 to allow C Kicks over 9.

EXAMPLES OF VARIATIONS

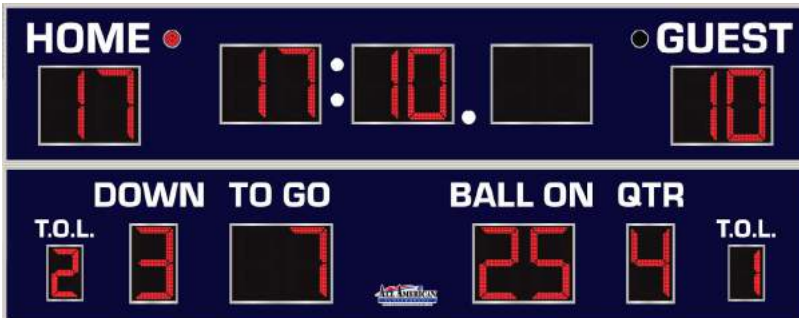
This page shows samples of boards within the 8420 family. Not all standards are shown. Boards that fall outside of these options will be considered custom and will require additional engineering.



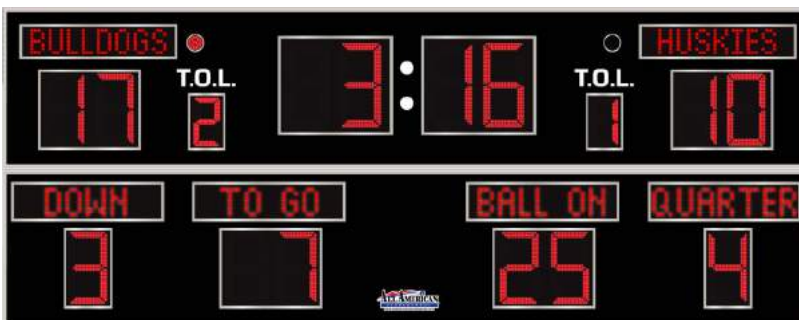
8420T - Tenths only displayed in Track Mode.



8420TN - LED Team Names replace vinyl captions.



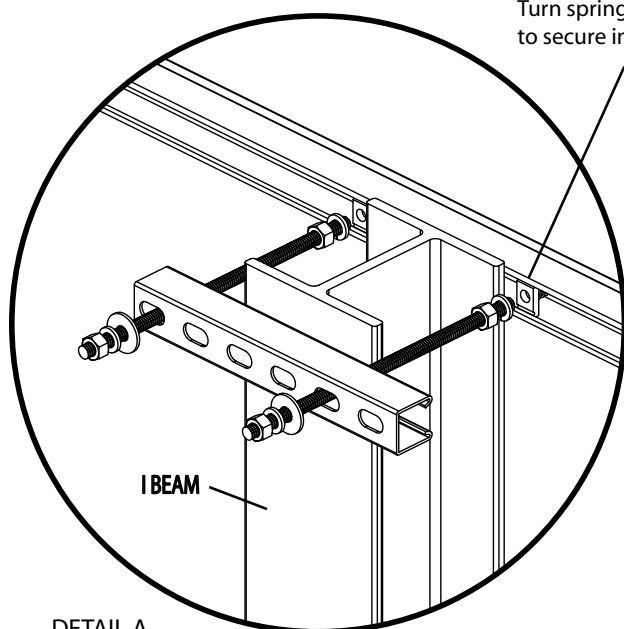
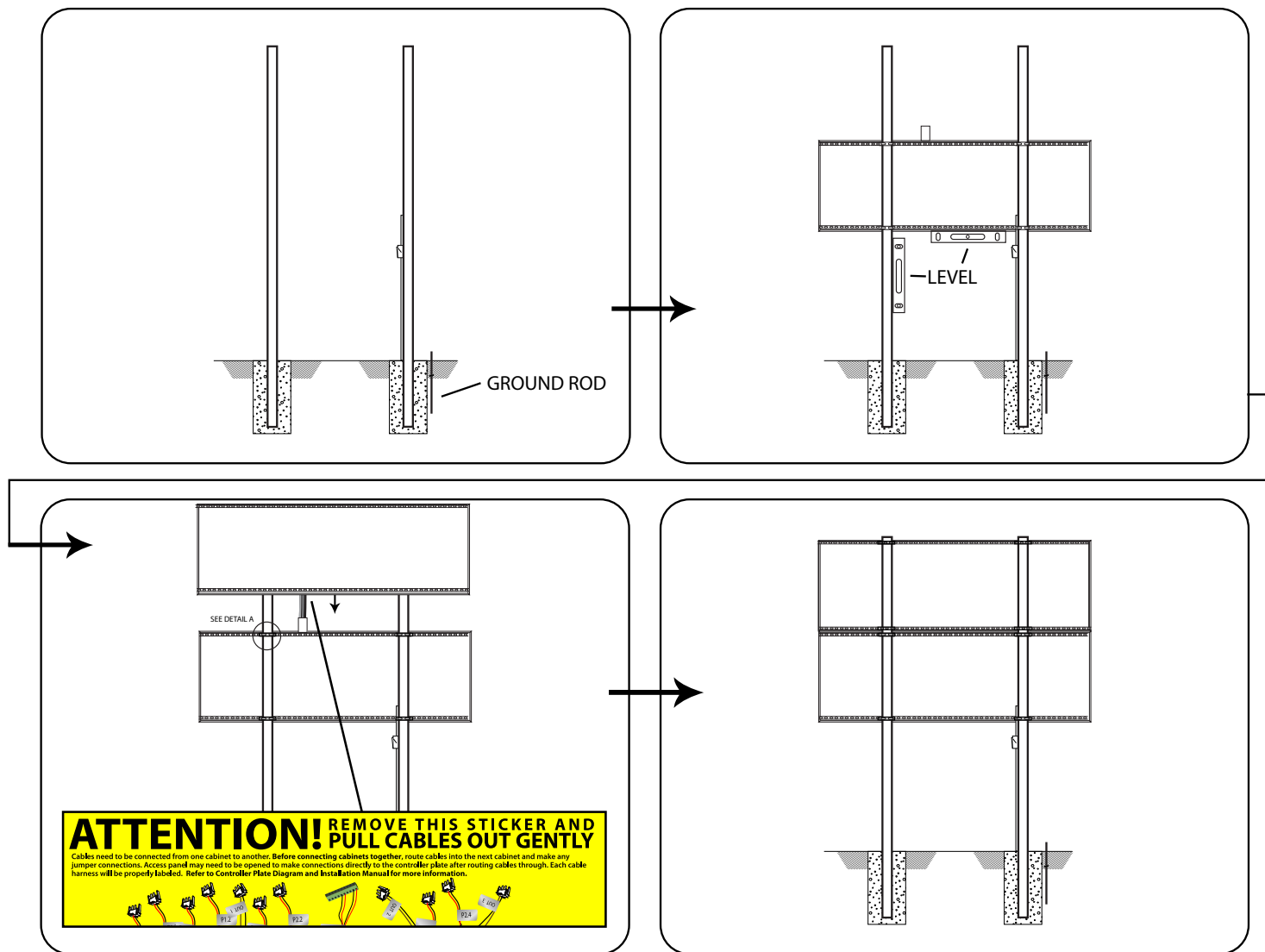
8420H - Tenths and Hundreths only displayed in track mode. T.O.L. Moved to lower cabinet.



8420ECTN - LED Team Names and LED Captions replace vinyl captions.

Typical Double-Cabinet Scoreboard Installation Illustration

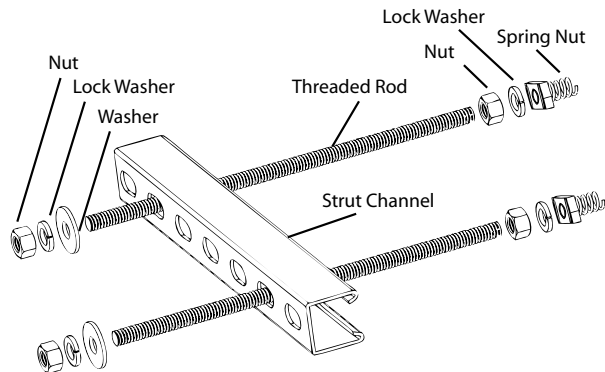
NUMBER OF POLES SHOWN ONLY FOR REFERENCE. MUST BE DETERMINED LOCALLY BY LICENCED ENGINEER.



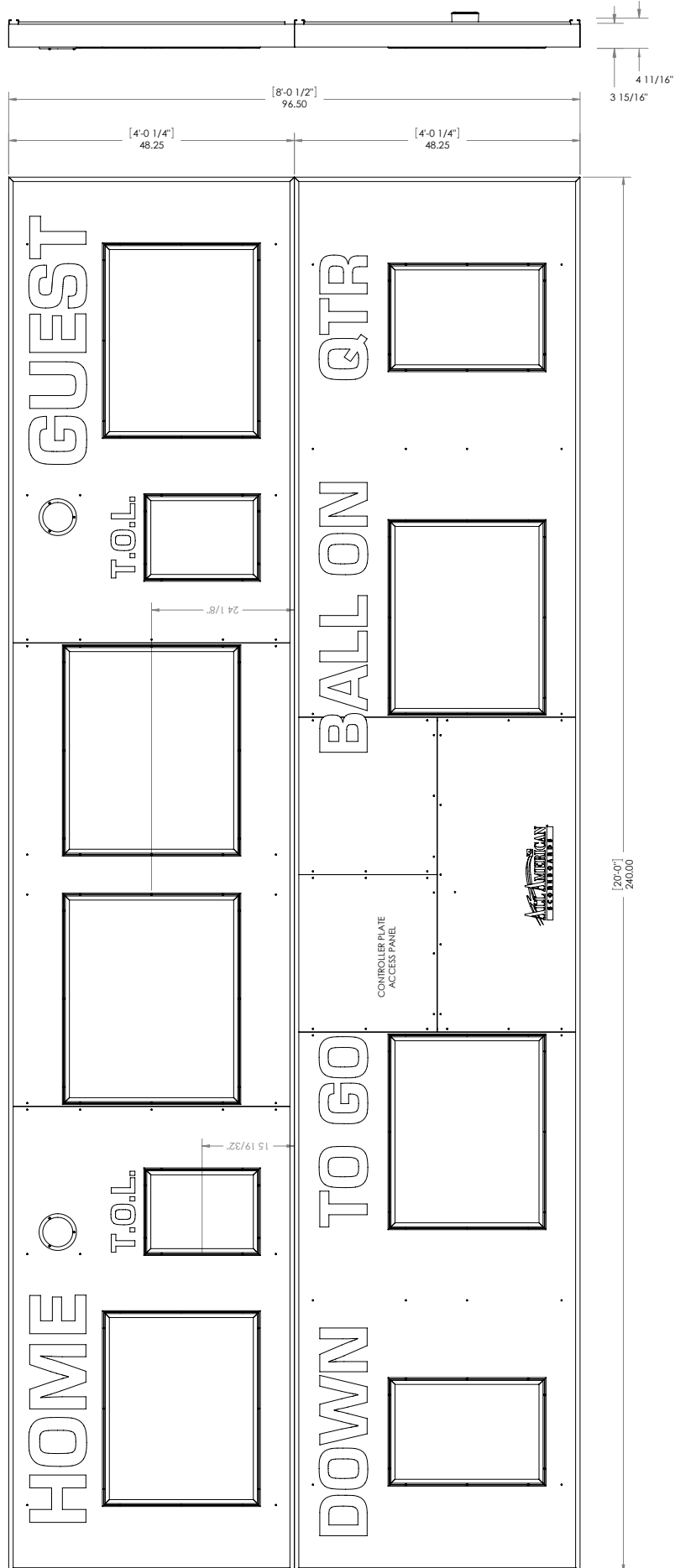
Turn spring nuts clockwise to secure into strut channel.

Mounting Kit

Quantity of kits depends on board and number of poles required. Installed at every point where a pole and a strut channel intersect. Local ordinances, soil conditions and wind load requirements may require additional structure.

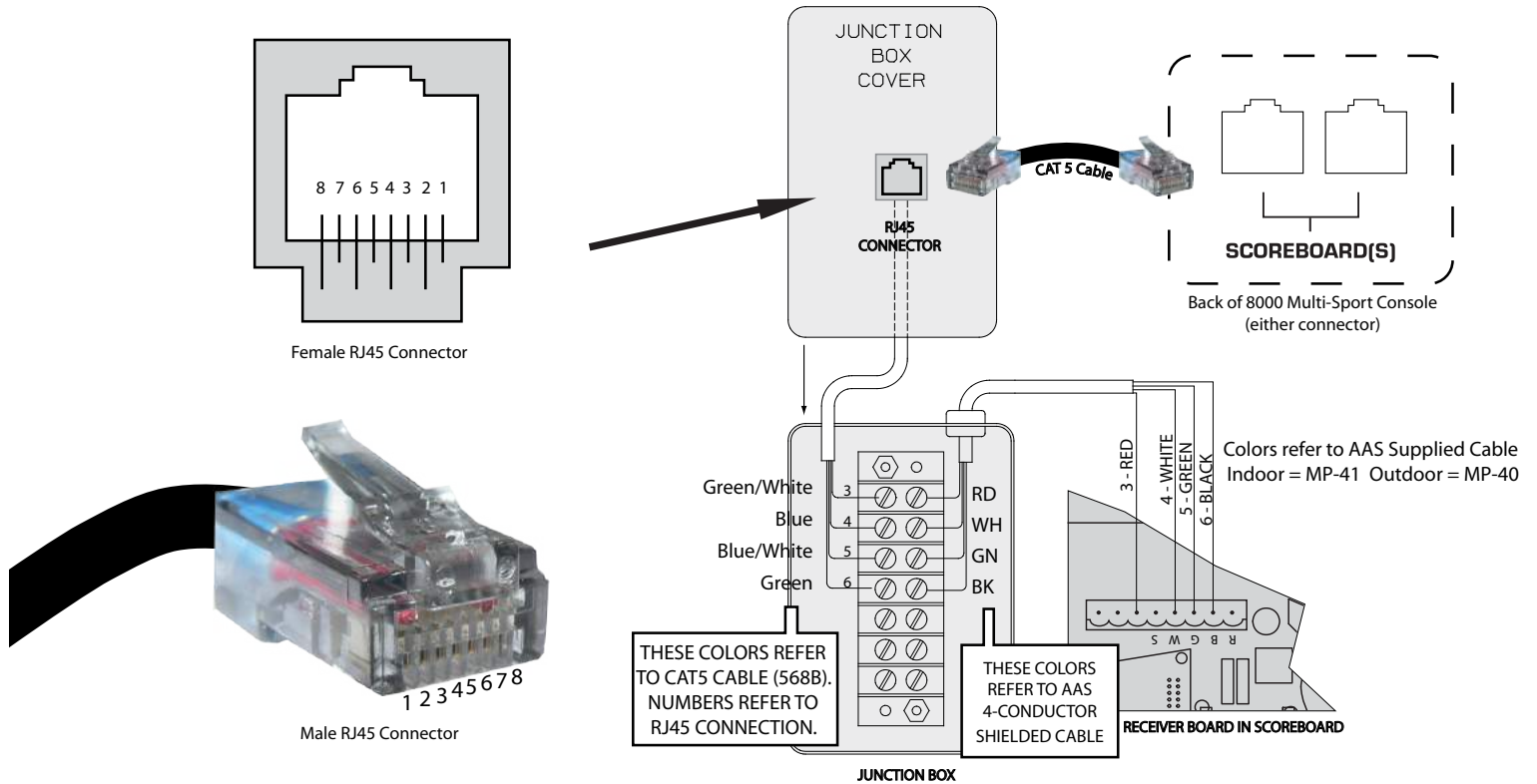


DETAIL A.
Pressure hold scoreboard cabinets to poles.
Secure with weld.



Hardwire Scoreboard Wiring

With a Standard Junction Box



Wiring a Supplemental Display

With a Single Junction Box

